

Morningstar TriStar Setup Template



Diversion Control

System Control Mode



Load Control

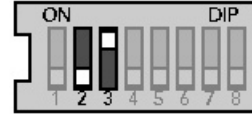
Check



Battery Voltage



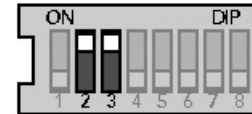
Autoselect



12V











24V



48V

Charge Setting

Check



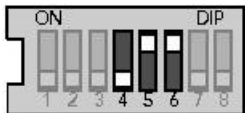
13.8V Charge
13.6V Float
14.1V Eq. for 3 hrs.



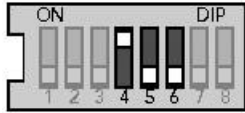
14.0V Charge
13.6V Float
14.3V Eq. for 3 hrs.



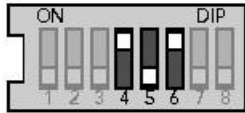
14.2V Charge
13.6V Float
14.5V Eq. for 4 hrs.



14.4V Charge
13.6V Float
14.7V Eq. for 4 hrs.



14.6V Charge
13.7V Float
14.9V Eq. for 5 hrs.



14.8V Charge
13.7V Float
15.1V Eq. for 5 hrs.

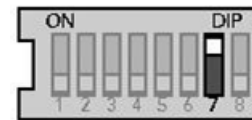


15.0V Charge
13.7V Float
15.3V Eq. for 5 hrs.





Custom Battery Setting
(Program with RS-232)

Diversion Control Enable



Enable

Equalization Mode



Manual



Automatic